

TARGET PRACTICE

Print on card stock. Cut out
objects inside the dotted lines
and then tape or glue stands on.



© 2020 PLAY WITH CMYK.
All rights reserved. For personal use only,
not to be copied, distributed, altered, or sold.
www.playwithcmyk.com

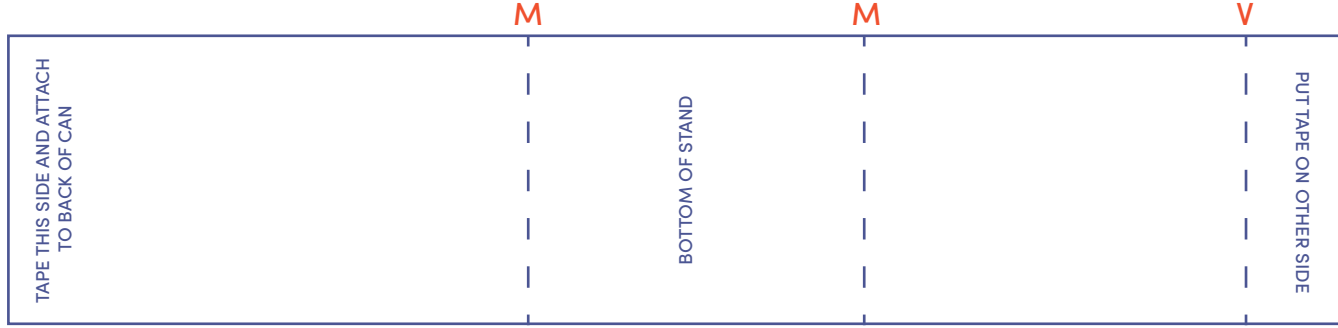


TARGET PRACTICE STANDS

Score on dotted lines.
 Cut on solid lines.
 Fold according to symbols.
 V = Valley Fold
 M = Mountain Fold

Tape or glue large end section to the back of the target and then tape the small tab to the back of the target, making sure the target is leaning slightly backward.

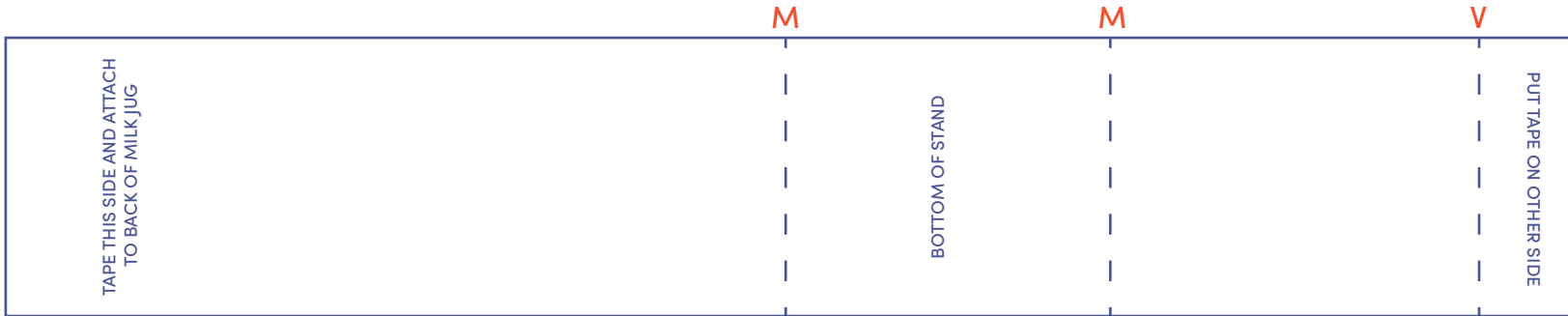
Beans



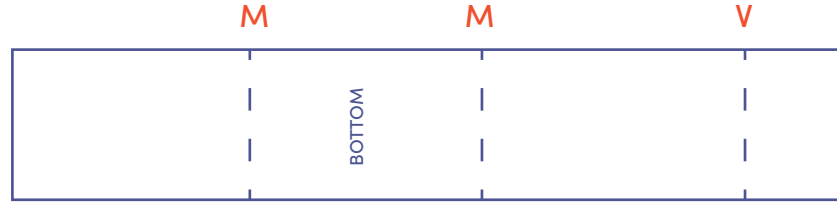
Water



Milk



Coin



Ring

